

Deka®

unigy I®

12AVR-90

- Epoxy-sealed inserted posts deliver reliable standby power under the most demanding applications
- Space saving Absorbed Glass Mat (AGM) construction (48 volt system fits in 23" racks)
- Tank formed plates optimize cell voltage balance and performance
- Reinforced case resists bulging and meets safety requirements (rated 28 L.O.I.)
- Computer-aided design and manufacturing control processes and standards to ensure quality products
- All batteries meet or exceed IEEE 485 and Telcordia capacity requirements.
- Battery design and construction meet UL recognition requirements



SPECIFICATIONS

- Nominal Voltage:** 12-Volt/82 ampere-hours
@ 8hr rate to 1.75 final volts/cell
- Positive Plate:** Pure lead, low-calcium, high-tin alloy
- Negative Plate:** Lead calcium alloy
- Post Seal:** Epoxy-sealed
- Terminal:** 1/4" x 20 brass insert
- Container:** Flame-retardant, polypropylene -
UL 94 V-0/>28% L.O.I.
- Safety Vent:** Low positive pressure, self-sealing w/ flame arrestor
- Float Voltage:** 2.25 volts per cell ± 0.01 vpc
(13.50 volts per 6-cell unit)

- Design Life:** 10 years in float applications at 77°F/25°C
- Dimensions:** 12.01" (305 mm) L
x 6.80" (173 mm) W
x 8.24" (209 mm) H
- Weight:** 66 lbs. (29.9 kg)

DISCHARGE RATE IN AMPS**

Volts Per Cell (V.P.C.)	15 MINS.	30 MINS.	1 HR.	3 HR.	5 HR.	8 HR.	10 HR.	12 HR.	20 HR.	24 HR.
1.75	156	97.4	57.3	23.9	15.5	10.3	8.4	7.1	4.4	3.7
1.80	146	92.6	55.3	23.4	15.2	10.1	8.2	7.0	4.3	3.7
1.85	133	87.5	51.8	22.2	14.5	9.6	7.9	6.7	4.2	3.5
1.88	—	81.1	48.7	21.1	13.8	9.2	7.5	6.4	4.0	3.7
1.90	—	75.0	45.7	20.1	13.2	8.7	7.2	6.1	3.8	3.2

* @77°F (25°C) † Subject to change without notice.

"POWERED FOR PERFORMANCE"®

EAST PENN manufacturing co., inc.

Lyon Station, PA 19536-0147 • Phone: 610-682-6361 • Fax: 610-682-4781

Order Department Hotline: 610-682-4231

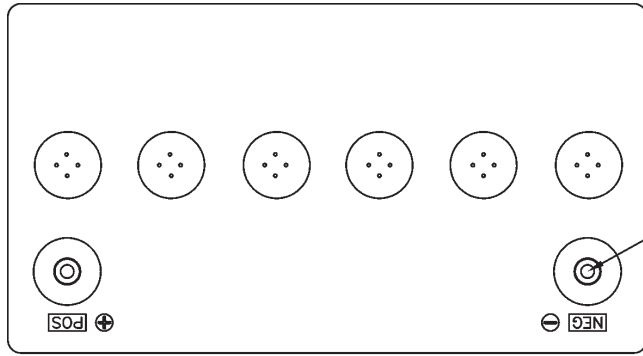
www.eastpennunigy.com • E-mail: sales@eastpennunigy.com

E.P.M. Form No. 0384 Rev. 12/06 © 2006 by EPM Printed in U.S.A.

QUALITY SYSTEM
CERTIFIED TO
ISO 9001
ISO/TS 16949
ISO 14001



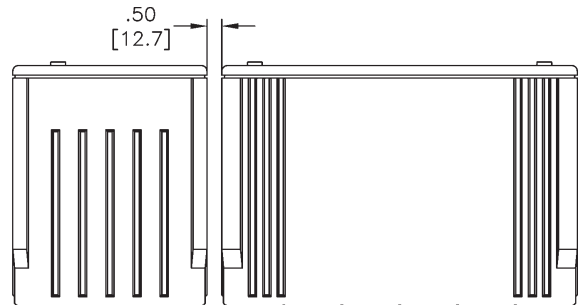
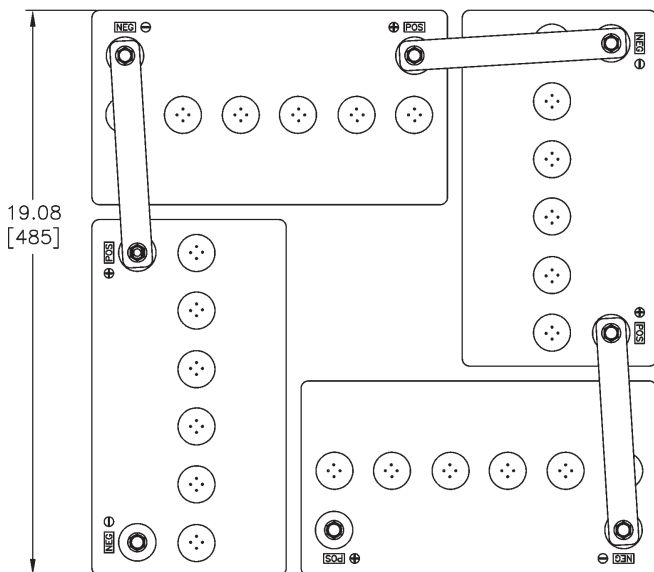
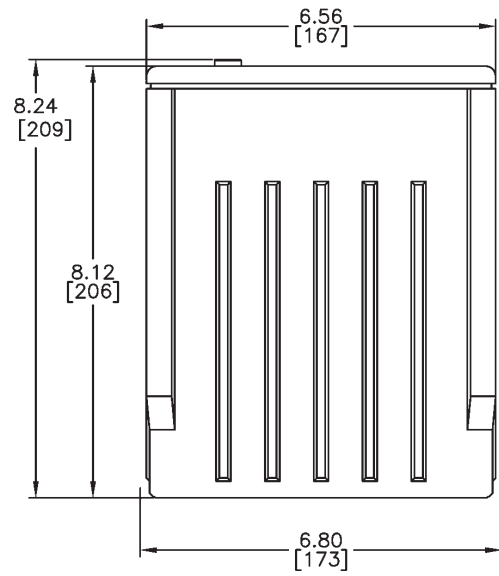
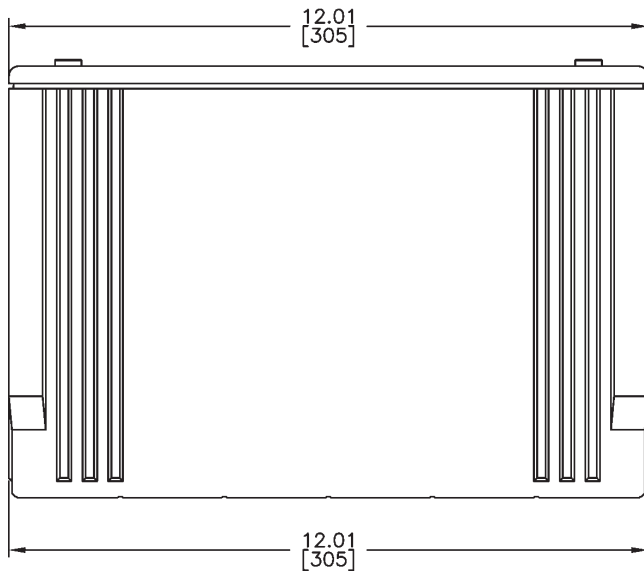
No part of this document may be copied or reproduced, electronically or mechanically, without written permission from the company.



1/4-20 x 1/2 FEMALE THREAD

NOTES:

1. DIMENSIONS IN INCHES[mm]



OPTIONAL CONNECTOR (SHOWN AT LEFT)
PART # JMP0512

INSULATING COVER (OVER CONNECTOR)
PART # JCI0019-8